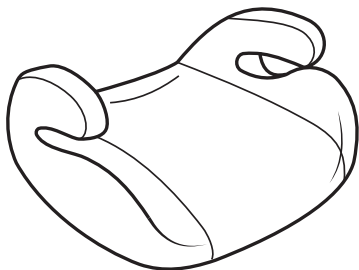


MY CHILD[®]

Button Booster Seat

Group 2+3 booster car seat



This product conforms to ECE R44.04

Group 2+3 child car seat.

Suitable for children from 15kg to 36kg (approx 4 to 12 years old)

Instructions: Please read carefully and keep for future reference. Your child's safety may be affected if you do not follow these instructions.

Notices

1. This is a "Universal" child restraint. It is approved to Regulation No. 44, 04 series of amendments, for general use in vehicles and it will fit most, but not all, car seats.
2. A correct fit is likely if the vehicle manufacturer has declared in the vehicle handbook that the vehicle is capable of accepting a "Universal" child restraint for this age group.
3. This child restraint has been classified as "Universal" under more stringent conditions than those which applied to earlier designs which do not carry this notice.
4. If in doubt, consult either the child restraint manufacturer or the retailer.
5. Only suitable if the approved vehicles are fitted with 3 point safety-belts, approved to UN/ECE Regulation No. 16 or other equivalent standards.

Safety

PLEASE READ THIS GUIDE CAREFULLY BEFORE INSTALLING BOOSTER SEAT AND KEEP FOR FUTURE REFERENCE

- The booster seat **MUST** be fitted and used in accordance with the manufacturer's instructions. Incorrect installation could be dangerous.
- **Warning!** Do not use any load bearing contact points other than those specified in these instructions and marked on the child restraint.
- **UNDER NO CIRCUMSTANCES SHOULD ANY CHILD CAR SAFETY SEAT BE USED ON A FRONT PASSENGER SEAT WITH AN ACTIVE AIRBAG.**
- Car interiors can become very hot when left in direct sunlight. The booster seat may become hot and should be covered up.
- Secure **ALL** heavy or loose objects in the vehicle as they could cause injury to passengers in the event of an accident.
- In the event of an emergency, it is important that the child can be released quickly as defined by British Standards. The car seat belt is not fully tamperproof and you should discourage your child from playing with the seat belt and buckle when in use.
- Take care not to damage the seat by trapping it in the doors or under folding seats.
- If your car has a folding seat, ensure it is correctly locked upright.
- A child must **NEVER** be left unattended.

Safety (continued)

- If in doubt about the use or installation of this product please contact the store where it was purchased.
- Please retain your receipt as this is your proof of purchase in the event of a claim.
- The booster seat cover is a safety feature. **NEVER** use the booster seat without it. Don't put your child's safety at risk by using other makes of replacement cover; they could stop the child seat from protecting your child as well as it should.
- **NO** child restraint system can guarantee protection from injury in every situation. However, correct use of this booster seat will reduce the risk of serious injuries or death to your child.
- Do not try to modify the booster seat in any way.
- The booster seat **MUST** be replaced in the event of an serious accident.
- Always use your booster seat within the specified age groups.
- If you are still unsure, contact the supplier or manufacturer for advice. Use your vehicle's owner's manual for further information on where to put the booster seat.

Your 3 year warranty

Whilst we make and test our products to the highest standards of durability there's always a small chance of a hiccup! Our promise is to repair, replace or refund a MyChild product that has an identified manufacturing defect from the date of purchase for a full 3 years thereafter at no extra cost.

However, you must register within 28 days of the date of purchase to receive the full 3 years guarantee!

To receive your full guarantee you can register your product by: visiting www.mychildonline.co.uk/warranty.html and complete the warranty form, or by telephone on 0161 335 2508.

Welcome

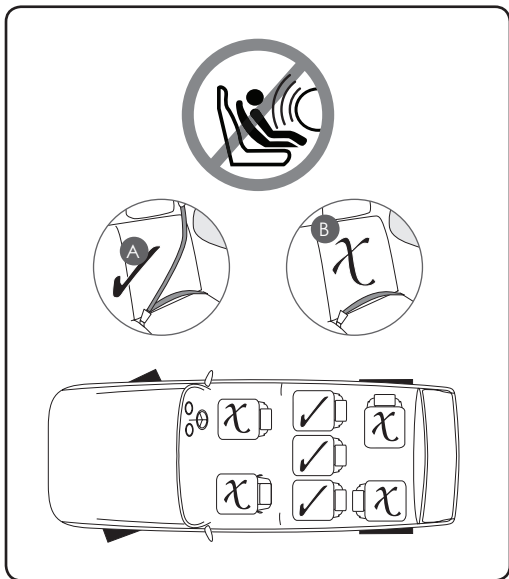
Thank you for purchasing the Button Booster Seat.

Please read these instructions carefully before use to ensure safe and satisfactory operation of this product.

Your child's safety is your responsibility. If you have a query with this product or require replacement parts, please contact your nearest MyChild retailer.

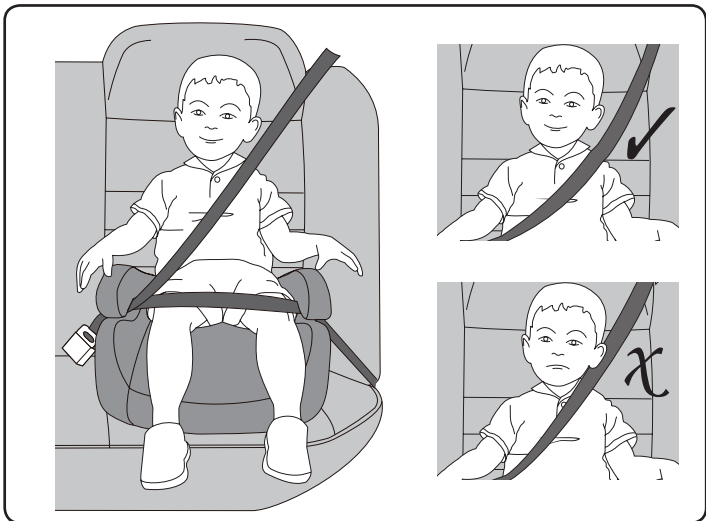
Positioning your booster seat

- **NEVER** put booster seat on a front passenger seat if an airbag is fitted.
- **NEVER** put booster seat on a side facing passenger seat.
- The booster seat can go on the rear seats of most cars provided they are fitted with an automatic 3-point safety belt (A) and NOT with a 2-point lap belt (B).
- Refer to the vehicle diagram opposite for allowable seating positions.
- Ensure the booster seat is pressed firmly against the backrest of the car seat.



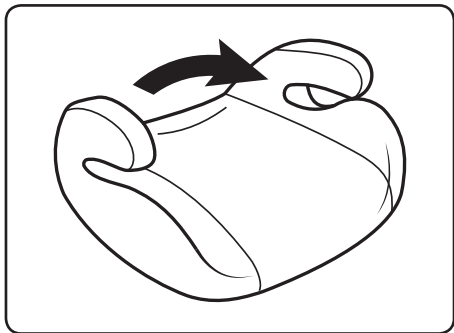
Attaching the lap and diagonal seat belt

- With the child in position (**SEE PICTURE**) attach the lap and diagonal belt.
- **ENSURE** that the lap section of the vehicle seat belt is fed under the armrests of the booster seat and does **NOT** rest on the child's stomach.
- **ENSURE** that the lap section is worn low down and firmly engaged with the pelvis.
- The diagonal belt must pass over the child's shoulder and **NOT** across the neck.
- **ENSURE** that the seat belt straps are not twisted.
- Remove the excess slack from both the lap and diagonal belts by pulling them tight.
- **ATTENTION:** We strongly advise that you encourage your child **NOT** to play with, release, climb out of or remove the buckle or seatbelt.



Cleaning the booster seat cover

- Starting at the rear of the seat, pull the polyester cover over the plastic shell of the seat.
- Carefully pull the cover down towards the front of the seat ensuring the cover material does not rip or tear.



Cover 100% polyester



Dry flat away from direct sunlight

The background features several large, overlapping concentric circles in shades of gray. Some of these circles have a dashed outer boundary, creating a sense of depth and movement. The overall aesthetic is clean and modern.

Customerservice@kooltrade.co.uk
Imported by MyChild. M34 3QA
www.mychildonline.co.uk
Tel: 0161 335 2508